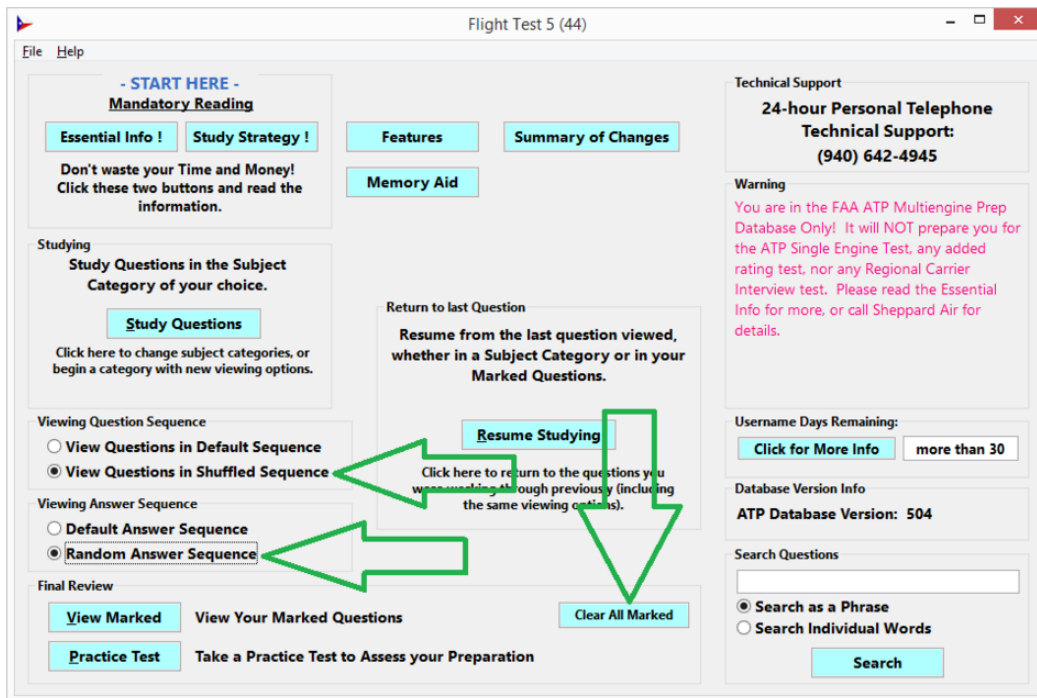


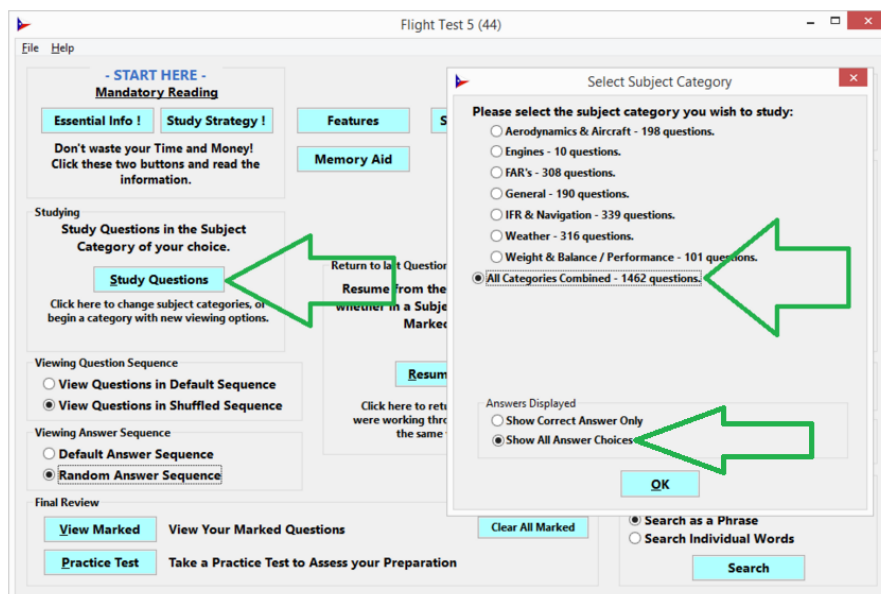
ATM Airman Knowledge Test Retraining Program Preparation and Scheduling Procedure

In order to schedule your ATM Airman Knowledge Test Retraining program, you must do the following using the Sheppard Air ATM Test Prep software:

- 1 - Clear your marked questions with the 'Clear All Marked' button.
- 2 - Select 'Shuffled Sequence' and 'Random Answer Sequence'.

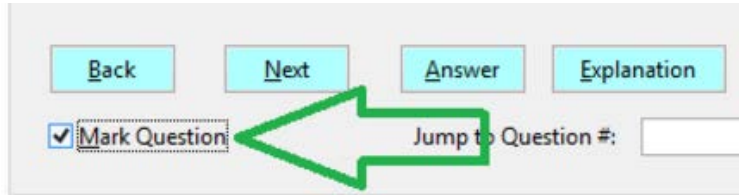


- 3 - Select 'Study Questions', and then All Categories Combined and All Answer Choices.

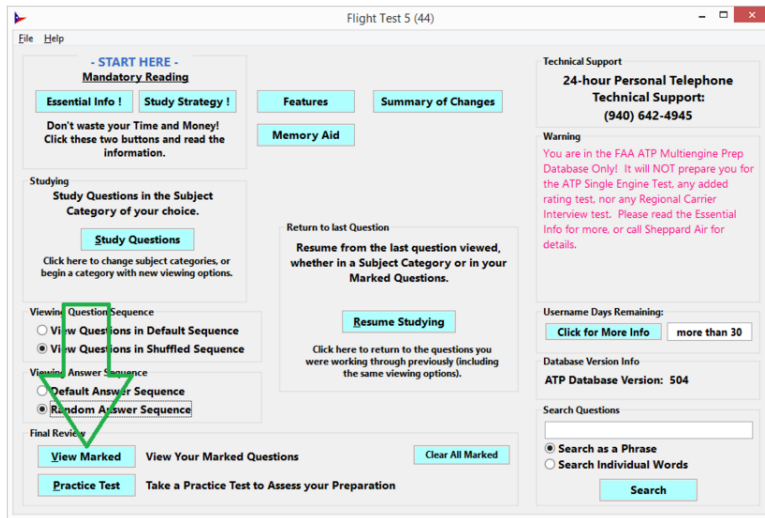


ATM Airman Knowledge Test Retraining Program Preparation and Scheduling Procedure

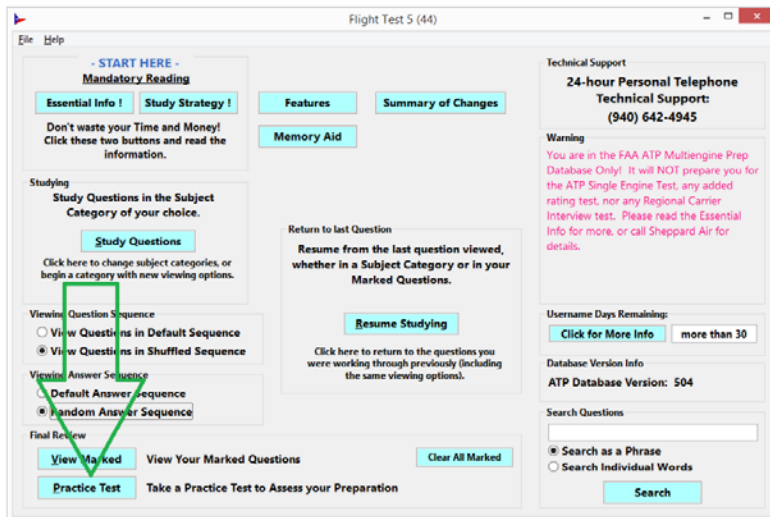
4 - Review all the questions. Bypass those questions that you are able to get right without hesitation. For any question you get wrong or have to have to Guess at, Mark the question.



5 - Review your Marked questions until you feel comfortable with all of them, but go thru them no less than 2 times and no more than 4.



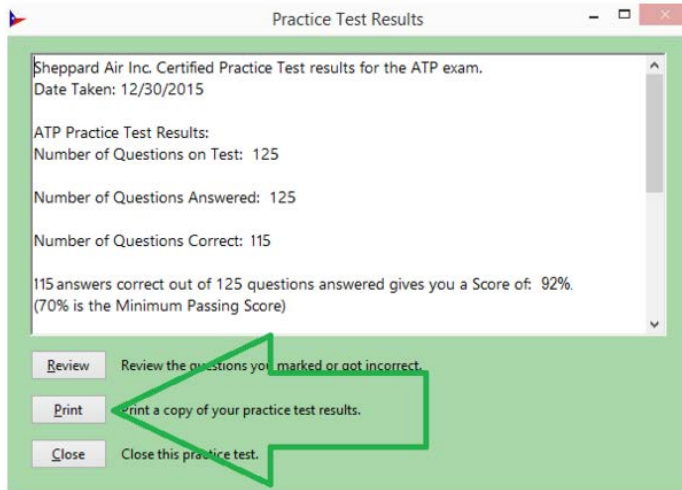
6 - Take a practice test.



ATM Airman Knowledge Test Retraining Program Preparation and Scheduling Procedure

7 - If you score less than 90%, return to step 5 and review your marked questions.

8 - If you score at or above 90%, Print a copy of your practice test results as a PDF.



9 - Email your practice test results to training@atptype.com for review so we can schedule your ATM Airman Knowledge Test Retraining program.

